



Transparency Report



Data 2025

January - December

700 Missionaries

2,120 Local volunteers

+30,000 Hours of service

2 Marian Grottos

2 Sports Fields

5 Retaining Walls

1 Staircase

2 Wall Paintings

2,811 Cement Bags



1,453 Jackets

129 Sinks for Soup kitchens

748 Christmas Boxes

1,000 Pairs of shoes

94.3 Tons of food

900 Backpacks



Income

January - December 2025



\$ 1,000,904



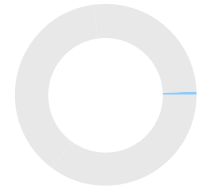
37.9%
Program Income



35.0%
In-kind



26.8%
Donations



0.4%
Others



Expenses

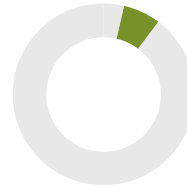
January - December 2025



\$ 861,098



89.7%
Program



6.5%
Administrative



3.8%
Fundraising



Program Expenses

January - December 2025



\$ 763,676




65.6%
Neighbors



26.8%
Missionaries &
volunteers



5.7%
Salaries



1.9%
Ministry

